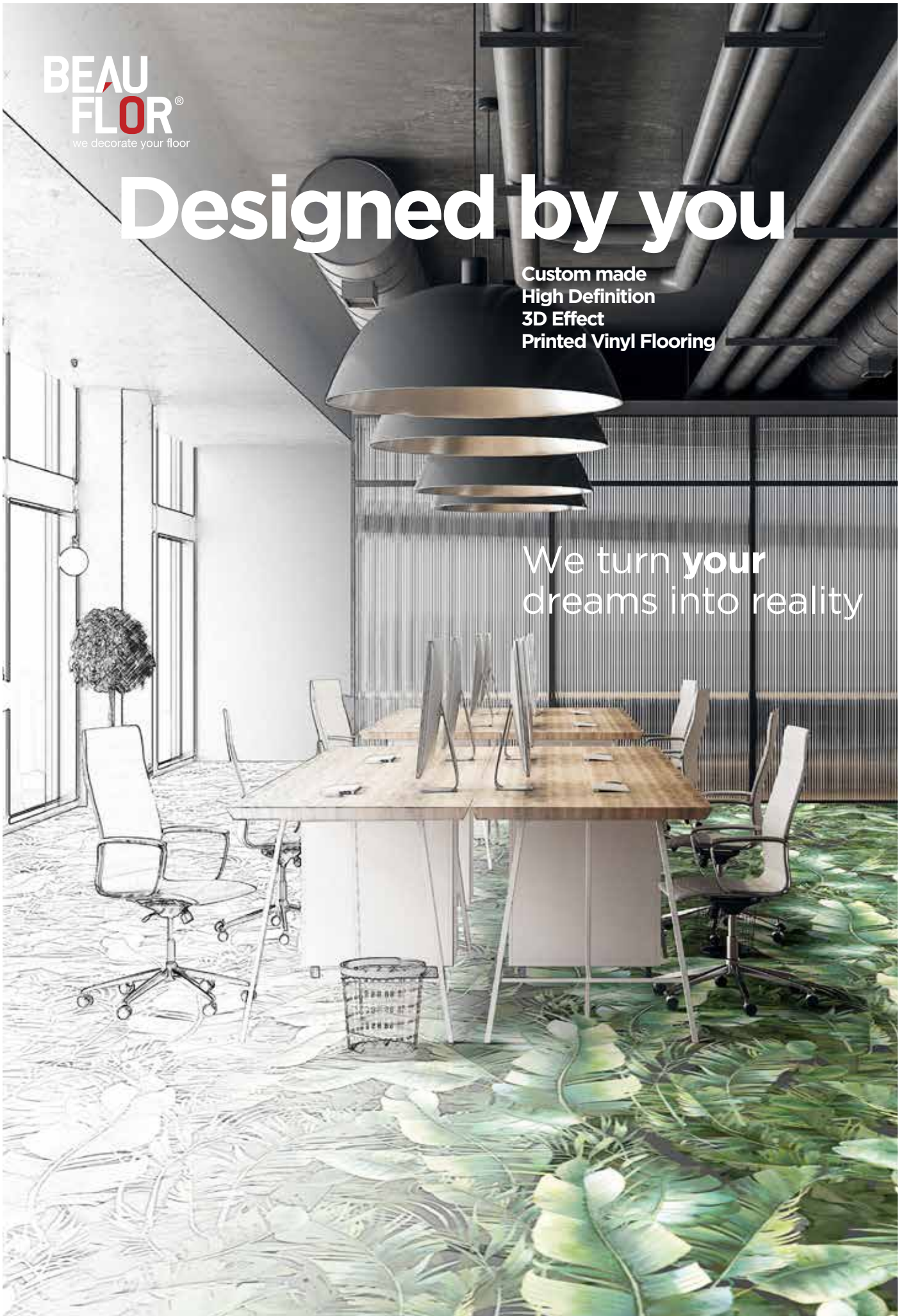


**BEAU  
FLOR**<sup>®</sup>  
we decorate your floor

# Designed by you

Custom made  
High Definition  
3D Effect  
Printed Vinyl Flooring

We turn **your**  
dreams into reality



At Beauflor we have the highest definition print technology and equipment for you to experience and the possibility to develop your own, personalised (3D printed) vinyl floors. If you dream it, you can make it. If you want a personalised vinyl floor for promotional events, residential or contract purposes ...

**everything is possible**

## Process Overview - 4 Simple Steps

### STEP 01

You have a project in mind and want to discuss your concept with our design team to get exactly what you are looking for. Choose from 3 different collections Impakt, Absolute or Pop Up.



### STEP 02

After approval of the design (on screen) you receive lab samples within 1 week and when they have been finalised you receive a finished sample or a visual mock-up.



### STEP 03

After approval of the finished sample, production gets started and away we go!




### STEP 04

Receive and install your personalised floor 4 to 8 weeks after placing the order.



If you have any further questions regarding feasibility, technical details, timing, etc please don't hesitate to contact your sales representative.  
**Please note the minimum order quantity is 2 rolls (+/- 200 m<sup>2</sup>)**



**Be as creative as your imagination**



## OPTION 1 : Work with our design team

Work directly with our design team and create a concept from scratch based on your briefing in which you specify the target audience, the room size, style, etc. and we will come up with creative concepts for you to consider.

**I am looking for a unique hard wearing vinyl floor for my fashion boutique, needs to be stunning! Can you arrange some ideas?**



## OPTION 2 : You already have a specific idea

**For our event we would like to recreate a typical American restaurant, would it be possible to come up with a floor that matches?**

If you have a specific idea in mind then that's fine too, we can integrate this into any creative format you desire using our large image bank library.

Our Design team working up the floor design



Digital High Resolution Floor Design


Your unique printed vinyl floor at the event



## OPTION 3 : Use an existing design

We have a huge selection of designs which can be adapted to suit your requirements so that you achieve the perfect look for your project - be it residential or commercial.

For example: by changing the colours, adding your company logo, etc.



Project image with logo printed



Choose one of our patterns



Adapt to your own theme



Add your company logo



## OPTION 4 : Start from an image

If you have an image yourself, then our internal design department will make sure the original file is suitable for our production process.



**We start from an image that you provide a raster or vector:**

**Raster images (.pdf, .tiff format) for photos and other images**

- File size: ideally 1 x 1m – max 4 x 4m
- High resolution: 300 dpi
- If the images are enlarged the final resolution should never be less than 150 dpi. Otherwise the image will become blurry / pixelised

**Vector images (.svg, .eps format)**

For logos and other graphic figures you can obtain the sharpest results. This format allows the image to be enlarged without losing sharpness or having pixelization.

Equally important to take into account is the print size of the image (does it need to be enlarged or not)

In case you want to hire a photographer to take some imagery or create vectors: When taking pictures or generating vector designs, perspective, light incidence and shadows need to be avoided. These will not give a natural rendering when put in repeat. Therefore we strongly advise to check with us first if we have nothing similar available. At Beauflor we have access to the best image banks in the world. This will avoid unnecessary costs for you as well.

## OPTION 5 : Scan a Material

If you have an object or material, we scan different materials on our state-of-the-art in house scanner. eg: wood, tiles, sand, candy ...

The scanning surface is 120 x 200 cm. So if you provide the material, make sure to have sufficient material. Also important to know is that the material needs to be an original and anything with a wear layer on surface will blur.



**Find any material for your project like you see here - and we can scan it!**

## Our Printing Possibilities

**Huge XXL 4m plus width designs are possible so that a design can span more than one roll giving you endless widths for your design.**



**In order to be as efficient as possible you can have designs with different repeats on 1 roll.**



# Product Technical Specifications

We have 3 customisation options from which you can choose from:  
**Impakt, Absolute and Pop Up**

\* also other qualities are possible but this need to be checked internally



For heavy contract use choose:


**I M P A K T** **42**

**Widths:** 2 and 4 m  
**Thickness:** 2.25 mm  
**Wearlayer:** 0.60 mm  
**Total Weight:** 2330 g/m<sup>2</sup>



**A B S O L U T E** **43**

**Widths:** 2 and 4 m  
**Thickness:** 2.00 mm  
**Wearlayer:** 0.70 mm  
**Total Weight:** 2800 g/m<sup>2</sup>



This stunning 3D effect flooring is a revolution to vinyl flooring and unique to the Pop Up collection.



For residential use or soft contract:

**Widths:** 2 and 4 m  
**Thickness:** 2.50 mm  
**Wearlayer:** 0.25 mm  
**Total Weight:** 1360 g/m<sup>2</sup>



If you want to know more about the technical details you can ask your sales contact or you can check our website:

[www.beauflor.com](http://www.beauflor.com)



**BEAU  
FLOR**<sup>®</sup>  
we decorate your floor

**BIG Floorcoverings NV, Rijksweg 442  
8710 WIELSBEKE - BELGIUM**  
Tel. +32 (0)56 67 66 11  
beauflor-digital@bintg.com

Beaulieu  
International  
Group 

[www.beauflor.com](http://www.beauflor.com)

